

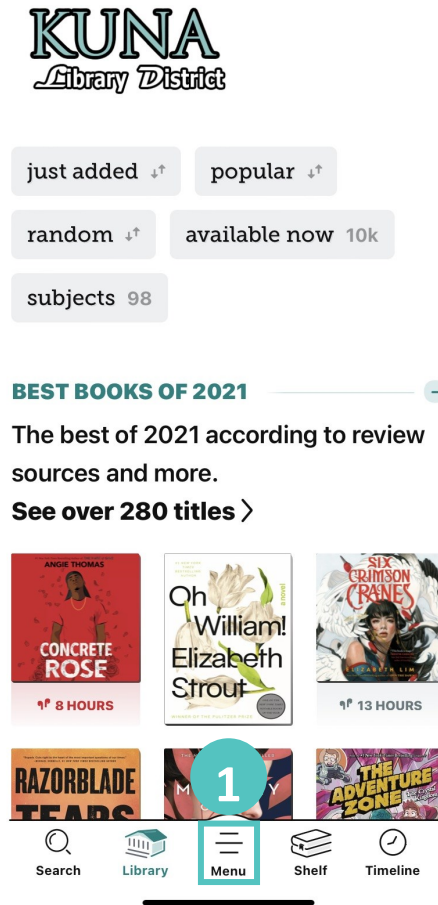
How to add a Partner Library in Libby




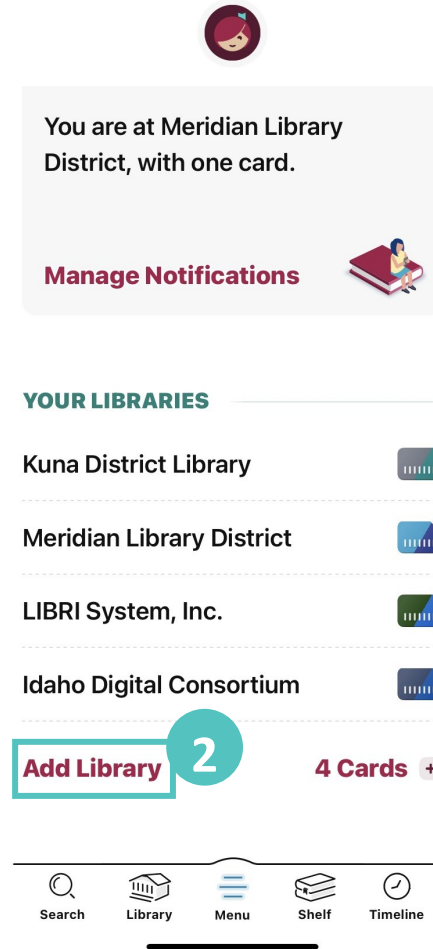
You can use your Lynx! Library Consortium card to borrow titles from these partner libraries:

- Blackfoot Public Library
- Cooperative Information Network
- East Bonner County Library District
- IDEA by ICfL
- Idaho Digital Consortium
- Kuna District Library
- LIBRI System, Inc.
- Meridian Library District
- Valnet

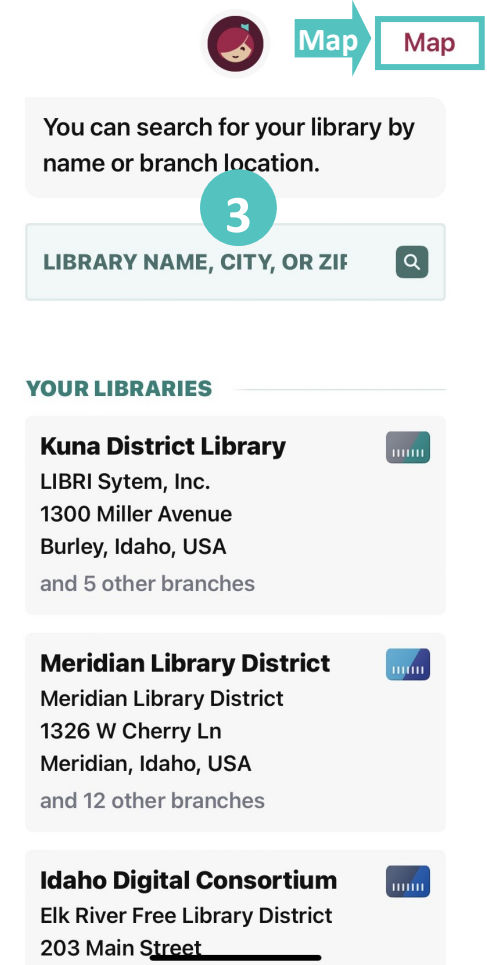
To get started, open the Libby app.



Tap the  button at the bottom of the screen.



Tap “Add Library”.



Search for and select the library you want to add. Use the **Map** to allow Libby to use your location to search for libraries near you.



How to add a Partner Library in Libby



provided by Idaho
Commission for Libraries

just added ↓↑

popular ↓↑

random ↓↑

available now 23k

subjects 106

Add a library card for **IDEA by ICfL** so you can borrow titles and place holds.

4 Sign In With My Card

I Would Like A Card



4

Tap "Sign In With My Card."

Let's sign into your account.
Where do you use your
library card?

IDEA by ICfL

PARTNER LIBRARIES

With a few limitations, your cards at
some partner libraries can be used here
too.

Kuna District Library

Linked Card

71 MORE



5

Choose your home library, Kuna
Library District, and enter your
14-digit library card number.



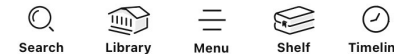
www.kunalibrary.org

Okay, you're signed in! Here is
your library card.



Rename Card

Next



6

You now have a card for the
library you just added. Choose
"Next" to begin searching that
library's collection.

You are at IDEA by ICfL, with
one card.

Manage Notifications



YOUR LIBRARIES

Kuna District Library

Meridian Library District

IDEA by ICfL


LIBRI System, Inc.

Idaho Digital Consortium

Blackfoot Public Library



7

Find all of the libraries you've
added under the  button.
Click on a library card icon to
browse that library's collection.